

R57-B

Key Features

- Highly customizable multi-purpose RIB
- Long range autonomy (100 L built-in fuel tank)
- Under-deck cable routing
- Self-bailing deck⁶
- Removable slide-on tubes, 1670 Dtx fabric
- Bilge stowage capacity



SUITABLE APPLICATIONS	R57-B
Law Enforcement	✓✓✓
Professional	✓✓✓
Search & Rescue	✓✓✓
Military	✓✓✓

TECHNICAL SPECIFICATIONS

	R57-B
Dimensions (metres - feet/inches)	
Overall length	5,70 - 18'8"
Inside length	4,25 - 13'11"
Overall width	2,54 - 8'4"
Inside width	1,39 - 4'7"
Buoyancy tube diameter	0,575 - 1'11"
Capacity	
Passengers (ISO B/C)	12
Maximum payload ¹ (kg - lbs) Cat C	1540* - 3395*
Maximum payload ¹ (kg - lbs) Cat B	N/A
Total weight (kg - lbs)	465 – 1025
Airtight compartments	5
Design category	
European directive N° 2013/53/ EU	C
Outboard data	
Shaft: ● Short ■ long ✖ Extralong ✱ Ultralong	■
Minimum recommended power ² (Hp)	70
Minimum recommended power ² (kW)	52
Maximum recommended power ² (Hp)	115
Maximum recommended power ² (kW)	84
Maximum power allowed ³ (Hp)	130
Maximum power allowed ³ (kW)	96
Maximum weight of outboard ⁴ (kg - lbs)	225 – 496
Twin-engine data	
Shaft: ● Short ■ long ✖ Extralong ✱ Ultralong	N/A
Maximum power allowed ³ (Hp)	N/A
Maximum power allowed ³ (kW)	N/A
Maximum weight of outboard ⁴ (kg - lbs)	N/A
Hull storage dimensions (metres - feet/inches)	
Length	4,55 - 14'11"
Width	1,70 - 5'7"
Height	1,03 - 3'5"
Hull angle	24°

* Homologation pending

All dimension measurements indicated have a tolerance of +/- 3%. Weight and speed measurements have a tolerance of +/- 5%.

(1) The maximum payload rating has been calculated according to ISO standard (14945). Operating at or near maximum payloads is only advised in calm water and at reduced speeds. B category maximum payload specifications may vary according to the outboard and equipment configuration, and will go through individual certification by notified body.

(2) The maximum recommended power is destined for performance activities such as towing.




(3) Where the boat is fitted with an engine that exceeds Aka Marine's maximum recommended power it must be treated with extreme care. This application is directed at experienced users using their boats for very specific purposes (carrying heavy loads, etc.). The capacity plate shows the maximum allowed power. In no case shall the boat be fitted with an engine that exceeds this power.

(4) Maximum authorized weight: Dry weight, according to engine manufacturers catalogue's specifications.

(5) Maximum speeds are given only as a general guide to understanding boat performance. They have been established by experienced professional pilots in ideal navigating conditions with one person aboard.

(6) Self-bailing when unloaded, in mooring conditions. Certain configurations may alter self-bailing ability (twin engine, etc).

STANDARD FEATURES

	R57-B
TUBE	
CSM-CR 1670 dtx fabric	  
Removable tube system	✓
Anti-skid patches	✓
Heavy Duty, anti-chafing, bow fender system	✓
Polyester internal / external Grab line	✓
Leaflet inflation valves	✓
Leaflet pressure relief valves	✓
Extra Large profile rubbing strake (up to 270 mm)	✓
4 external handles	✓
Reinforced cone ends	✓
HULL	
Fibreglass deep V-shaped hull	✓
Moulded non-skid, self-bailing ⁶ deck	✓
Bow anchor locker	✓
Stern technical compartment	✓
Bilge locker	✓
Bow D-ring	1
Towing rings	2
Lifting points	4
Self-bailer	2
Stern mooring cleats	2
Stainless steel mooring bollard (100 mm)	1
STANDARD EQUIPMENT	
Built-in fuel tank + fuel/water separator	100 L
Battery switch	✓
Bilge pump	1
2 paddles	✓
Foot pump & pressure gauge	✓
Repair kit	✓
Owner's manual	✓

OPTIONAL ACCESSORIES

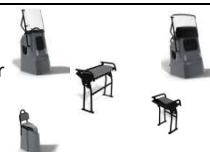
GRP Console Large

GRP Console XLarge

Double stainless steel bolster

Single stainless steel bolster

Jockey seat



Roll-bar

T-TOP

Bow rail

Tow post (bow/stern)

Rope guard

Diving cylinders holder

